

ABLOY® DOOR AUTOMATICS

Easy access for all types of swing doors



Automatic door operators bring additional convenience in situations where opening doors manually would be inconvenient or laborious. Recommended for environments where doors must be opened without contact for hygiene reasons, or as part of an exit solution for public buildings and fire doors.

Suitable applications for door operators are shopping centers, public buildings, airports, railway and bus stations, hospitals, service flats, old peoples homes, offices, business premises, hotels, restaurants, industrial buildings, warehouses and homes.

ABLOY® DOOR OPERATORS FOR ANY ENVIRONMENT

ABLOY® swing door operators are especially suited for use in areas where the door needs to function as a fire or exit door, or where the sealing or thermal insulation of the door is of importance.

The **ABLOY®** range comprises swing door operators for light to heavy traffic, for all kinds of doors, internal or medium light weight or heavy duty.

The **ABLOY®** swing door operators with **ABLOY®** motor locks offer reliability of operation in an automated door environment.

EASY ACCESS



ABLOY® DA460 makes passing through door smoother and more pleasant. Silent operation makes it perfect choice for surroundings in which silence is required.

FOR FIRE DOORS



Due to its mechanical closing **ABLOY®** DA461 swing door operator is especially suited to internal and external doors and fire doors.

FOR HEAVY WEIGHT DOORS



ABLOY® DB swing door operator is especially suited to internal and external doors and fire doors.

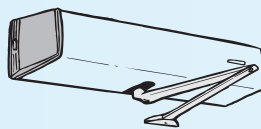
ABLOY® SWING DOOR OPERATORS FROM LIGHT

ALL MODELS

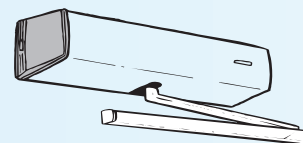
FEATURES

- Built-in safety functions
- Corrosion resistance IP20
- Standard finishes: DA460 and DA461 painted silver and white. EMSW: anodized aluminium
- Other RAL colours available to special order. The ends and the EMSW arms are black only
- Operation of a two-leaf door and two sequential pairs of doors can be configured with additional accessories
- Voltage for lock and external impulse devices 24 VDC

ARMS



Push function with standard arm: door operator is always installed on the closing side.



Pull function with sliding arm: door operator can be installed on the closing or the opening side. Door weights for sliding arm are 30% less than for a standard arm.

ABLOY® DA460 - MULTIFUNCTIONAL AND PROGRAMMABLE SOLUTION FOR AUTOMATIC SWING DOORS



The electromechanical swing door operator **ABLOY® DA460** is suitable for a wide variety of applications, thanks to its comprehensive programming options. The door operator includes a new free swing function: when using the door manually it operates lightly without the motor resistance and the door can be left in the open position when required. Supplied with an external power supply (24 VDC/ 3A) **ABLOY® DA460** can be used in fire and emergency exit doors.

FEATURES

- Narrow design
- Adjustment of hold-open time, opening speed, force and angle
- Seal force elimination function (closing pull) before opening
- Door hold closed force and hold-open function
- Programmable “push and go function” as a standard option
- Programmable “free swing function” as a standard option
- Fire detector assembly option
- Quick and easy installation and commissioning
- Operation of double door without additional accessories
- Two impulses: normal and delayed

Technical details

- Cover dimensions: A 85 x B 107 x C 595 mm, weight 6,5 kg
- Door weight max 125 kg (pushing arm, door width 1000 mm)
- Power supply 90-264 VAC, 47-63 Hz or secondary power supply 24 VDC, 3 A
- Voltage for external impulse device and locks 12 VDC, 1 A
- Operation temperature: -15...+50°C
- Non-handed

Accessories

- Arms: standard arm (push function) DA147, standard extended arm DA148 and sliding arm (pull function) DA149
- Extension pieces: DA150/01 10 mm, DA150/02 20 mm, DA150/06 60 mm
- Mounting plate: DA103
- DA762 for double door with cover and mounting plate (length specified when ordering)
- DA760 for single door with cover and mounting plate (length specified when ordering)

ABLOY® DA461 FOR FIRE DOORS



ABLOY® DA461 is an electromechanical swing door operator with a built-in door closer that closes the door silently. The motorized closing pull before opening the door neutralizes the door's seal force, ensuring flawless operation of an electromechanical lock. **ABLOY® DA461** is especially suited to fire doors.

FEATURES

- Narrow design
- Low resistance to manual opening: EN 1154 classes 3-6
- Seal force elimination function (closing pull) before opening
- Programmable “Push and go” function as a standard option
- Fire detector assembly option
- Quick and easy installation and commissioning
- Adjustable closing force and closing speeds

Technical details

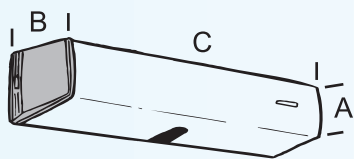
- Cover dimensions: A 85 x B 107 x C 721 mm, weight 9,0 kg
- Door weight max. 125 kg (pushing arm, door width 1000 mm)
- Power supply 100/230 VAC, 50/60 Hz or secondary power supply 24 VDC, 5 A
- Operation temperature: -15...+50°C
- **Handing must be specified when ordering**

Accessories

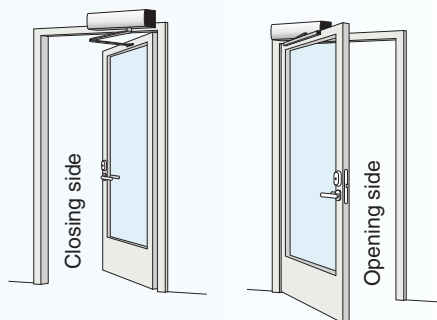
- Arms: standard arm (push function) DA147, standard extended arm DA148 and sliding arm (pull function) DA149
- Extension pieces: DA150/01 10 mm and DA150/02 20 mm (max. allowed extension piece 20 mm)
- Mounting plate: DA104
- DA763 for double door with cover (length specified when ordering)

INTERNAL DOORS TO HEAVY EXTERNAL DOORS

DIMENSIONS



HANDING



ABLOY® EMSW SWING DOOR OPERATOR FOR HEAVY WEIGHT DOORS



ABLOY® EMSW swing door operator works electro-hydraulically. It opens by motor and closes by spring. It is suited for external, internal, fire and exit doors, also for large and heavy doors.

FEATURES

- Strong electro-hydraulic opening function
- Low resistance to manual opening
- "Push and go" function available
- Quick and easy installation and commissioning

Technical details

- Cover dimensions: A 110 x B 110 x C 716 mm, weight 11 kg
- Door weight max. 250 kg (pushing arm, door width 1600 mm)
- Controlled door closing EN1154 classes 3-6
- Note! Fire doors only with pushing arm, max door weight/width 120 kg / 1400 mm
- Power supply 230 VAC, 50 Hz
- Operation temperature: -15...+50°C

Accessories

- Arms: standard arm (push function) DB104 and sliding arm (pull function) DB105
- Extension pieces: DB106 20 mm, DB107 50 mm, DB108 70 mm
- Mounting plate DB103, limit switch DB102, coordination unit DB109
- Accessory for "push and go function" DB116
- Door operator cover DB112 and end pieces DB113 for one-leaf door (length specified when ordering)
- Program selector PS - 3A 5742075



EMSW swing door automatics models

- DB001 including pushing arm, 50 mm extension piece and program selector
- DB002 including sliding arm, 20 mm extension piece and program selector. Installation on the opening side
- DB020 for two-leaf door with cover. (length specified when ordering)
- DB022 for two-leaf door with cover and mounting plate (length specified when ordering)
- NOTE! For DB020 and DB022 the arms, extension pieces and program selector must be ordered separately (see accessories)

ABLOY® SAFETY AND IMPULSE DEVICE

SAFETY DEVICE

The safety of the automatic door environment is assured by **ABLOY®** safety device. **ABLOY®** DA001, DA002



IMPULSE DEVICE

The large and comprehensive range of **ABLOY®** impulse devices offer solutions for the different opening functions of an automatic door.

ABLOY® DA061, DA062, DA063, DA021, DA033, DA034, DA035, DA008



ABLOY® SAFETY DEVICE



SWING DOOR SAFETY SENSOR DA001 AND DA002

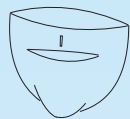
Sensor uses infrared technology to detect the movement and/or presence of a person or object and stops the door and keeps it open. Height of the identification area is adjustable 0,7 – 2,5 m. Length of DA001 is 340mm and of DA002 700 mm. Installed on the door leaf.

ABLOY® IMPULSE DEVICE

- FUNCTIONAL SOLUTIONS FOR DIFFERENT SITUATIONS

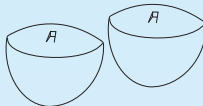
MICROWAVE RADARS DA061, DA062 AND DA063

Microwave radars are suitable for use in applications, where movement needs to be detected.

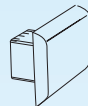


ABLOY® DA061 and DA063 are one-direction radars, i.e. they react only when the movement of the target is in front of the radar. The models are especially suited to two-way door traffic. The distance and the direction of the identification field from the door are adjustable.

ABLOY® DA062 is a bi-directional radar which reacts when ever there is any movement within its detection field. This model is well suited for one-way traffic. The distance and the direction of the sensing field from the door are adjustable.

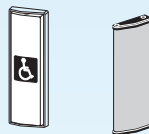


ABLOY® DA063 includes two small-sized one-direction radars and a shared control unit. Dimensions: radars 80x60x55 mm, control unit 77x50x30 mm.



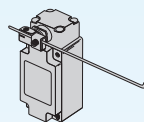
MICROWAVE SWITCH DA021

Proximity switch recognizes the movement of a hand even from a distance of 50 cm. The switch is ideally suited for use in hospitals and clean rooms with high hygienic requirements. It is also suited to the less able, because you don't need any force to use the switch.



ELBOW SWITCHES DA033, DA034 AND DA035

Mechanical switches are large enough to use from a wheelchair. DA034 is suitable for outdoor use. DA035 includes radio transmitter and receiver.



PULL SWITCH DA008

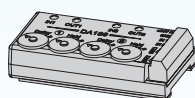
Mechanical pull switch is suitable for outdoor use. (Corrosion resistant IP67.) Due to the strong metal construction the switch is suitable for applications with vehicle traffic.

ABLOY® PROGRAM SELECTORS



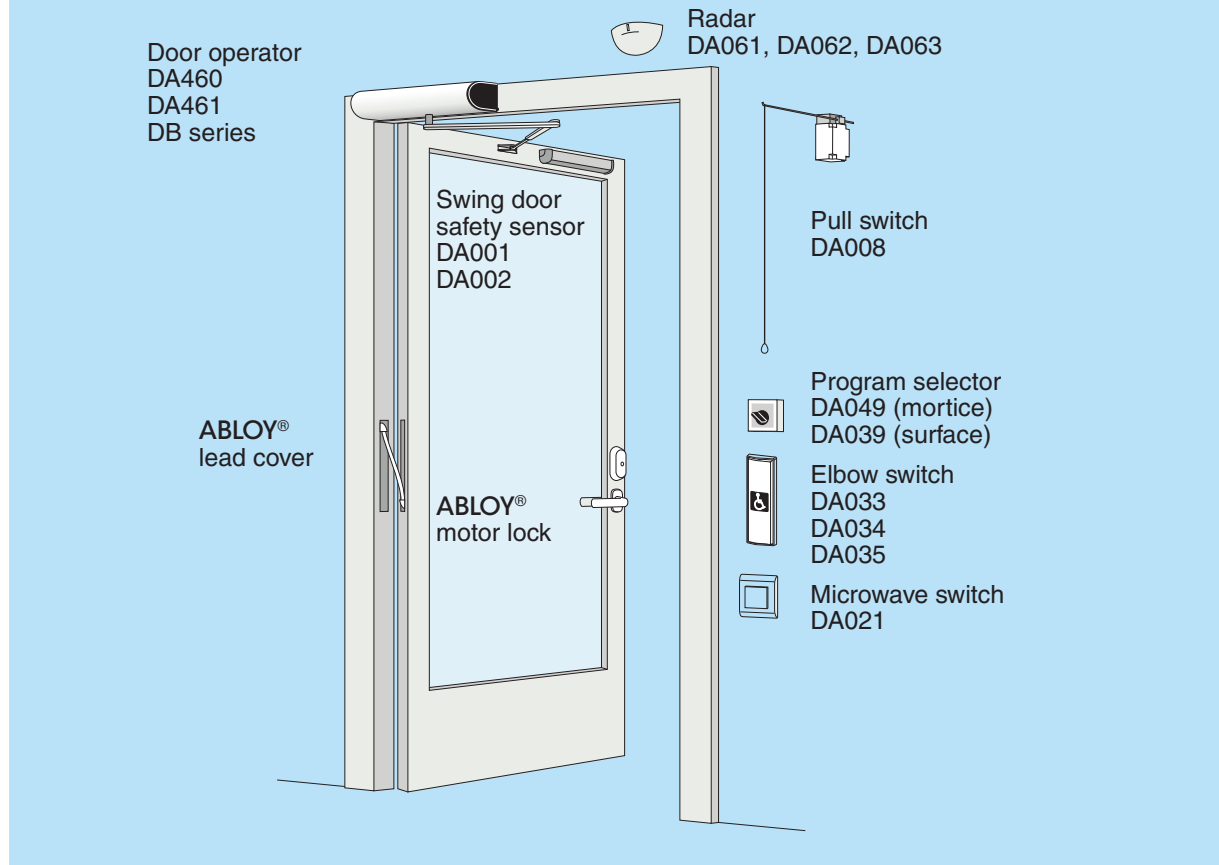
The functional mode of the swing door can be set remotely e.g. from a control room using three-position switches, DA039 for surface mounting and DA049 for mortice mounting.

ABLOY® DELAY UNIT



ABLOY® DA136 delay unit is designed to be used with **ABLOY®** swing door operators. With the delay unit it is possible to do following operations: delayed opening, rebated doors, stepwise opening, full opening – partial opening in rebated door or combination of four doors.

ABLOY® AUTOMATIC DOOR ENVIRONMENT



ABLOY® DOOR OPERATOR SOLUTIONS FOR ALL TYPES OF SWING DOOR

RELIABILITY AND CONVENIENCE

As a supplier of door automatics, Abloy Oy offers a complete and reliable package which includes products, service and distribution. We always employ the very latest technology in our mission to constantly develop our product range to meet our customers' needs. We offer training and technical support in door automatics products. Our network of distributors, which cover more than 60 countries world-wide, enable local distribution and service on every continent.

Reliability, safety and security are the basic requirements for all **ABLOY®** products. We offer reliable, trouble-free products that match our customers' needs whatever the application or requirement.

A COMPLETE SOLUTION

Our competitive edge allows us to offer a comprehensive range of **ABLOY®** products for the complete door environment. The **ABLOY®** range includes alternative door operators for different doors: external and internal, heavy and light. To optimize the safety and functionality of the door environment and guarantee the best possible functional combination, **ABLOY®** door automatics should be used with **ABLOY®** electromechanical locks. The impulse and safety device used together with door operators makes the door environment functional and safe.

In applications where automatic opening is not required, door closing can be achieved by using a suitable **ABLOY®** door closer. In addition, we offer a full range of products for the electromechanical and mechanical locking and hardware for a complete building environment.



www.abloy.com

Abloy Oy
Wahlforssinkatu 20
P.O.Box 108
FI-80101 JOENSUU
FINLAND
Tel. +358 20 599 2501
Fax +358 20 599 2209

