

ABLOY® EXCELLENCE IN COMPLETE SOLUTIONS



ABLOY[®] FIRST-RATE SERVICE ON EVERY CONTINENT

Abloy Oy is part of the world-leading ASSA ABLOY Group, whose strong presence on all continents includes both sales units and manufacturing plants.


Abloy Oy's comprehensive know-how and long experience mean that we can help you solve even the most complicated locking problems associated with securing buildings and facilities, simplifying access or employing the latest building automation.

Our network of service agents offers complete, first-rate service all the way from lock system design to after-sales support.





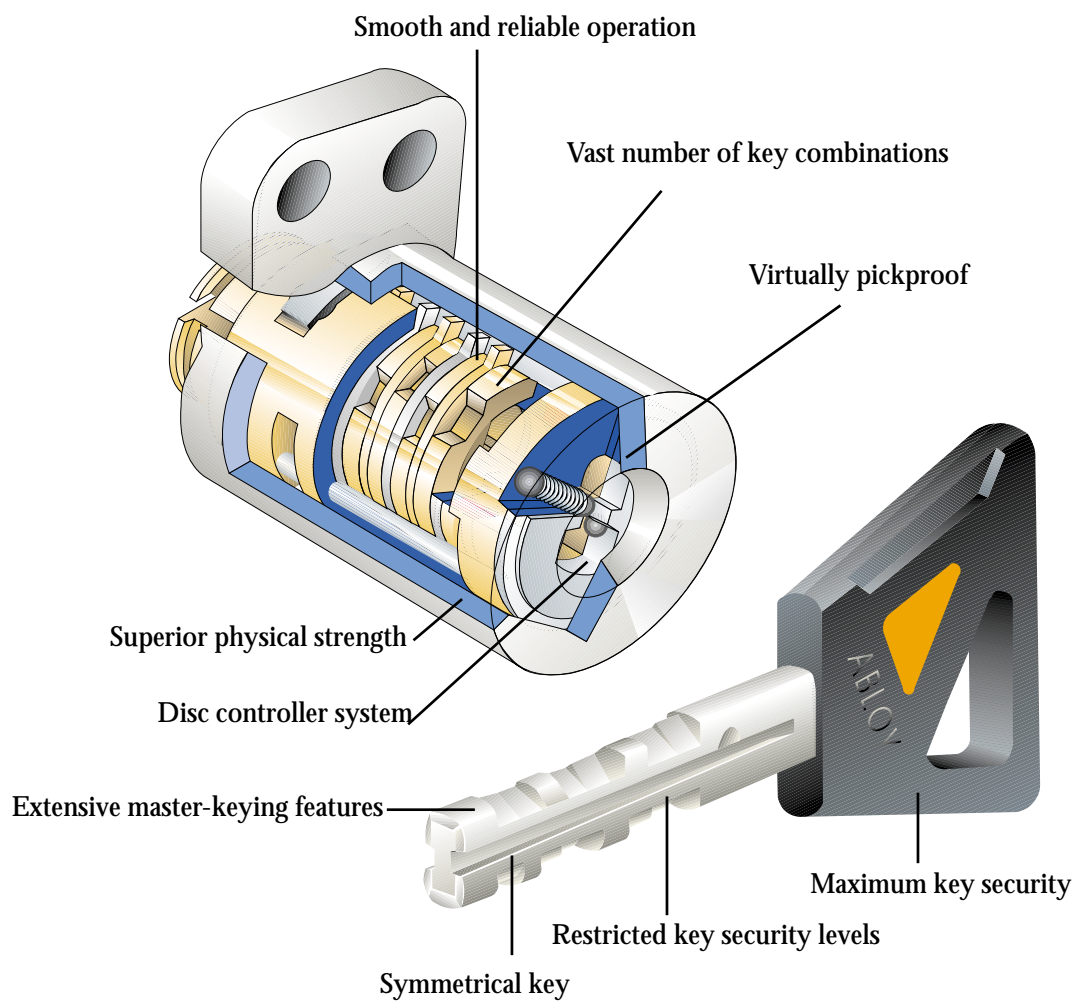
Our world-wide network is ready to serve you on every continent.



- 2-3 ABLOY® first-rate service
- 4 ABLOY® DISKLOCK PRO cylinder
- 5 Superior master-keying features
- 6-7 The complete product range
- 8 ABLOY® range for wooden doors
- 9 ABLOY® range for narrow stile doors
- 10-13 Product packages for wooden doors
- 14-16 Product packages for narrow stile doors
- 17 Cylinder dimensions
- 18-19 ABLOY® architectural hardware
- 20-21 Lock cases and striker plates
- 22 Mortices
- 23 Ordering instructions



SHEER EXCELLENCE - THE ABLOY® DISKLOCK PRO CYLINDER



Right from the moment that your projects begins, the world-wide ABLOY® network is there to help you find exactly the right solutions for your locking needs.

ABLOY® products are designed and manufactured to provide the highest levels of security and reliability in all environmental conditions. Convenience in use and aesthetics are important to us.



ABLOY® IS RENOWNED FOR ITS SUPERIOR MASTER-KEYING FEATURES

The unique detainer disc system used in ABLOY® locks provides an adequate number of key combinations for even the most demanding lock systems. The superior performance of the ABLOY® cylinder is clearly demonstrated by the fact that it is possible to use all types of ABLOY® cylinder products in the same master-keying system.



ABLOY® OFFERS A WIDE RANGE OF HIGH SEC



CYLINDERS

The unique, patented high-security detainer-disc ABLOY® cylinder provides superior master-keying features without compromising security. In an ideal arrangement just one key gives access to all the doors under your control.



RIM LOCKS

The ABLOY® rim lock range includes both automatic deadlocking as well as key operated rim deadlocks.



KEY DEPOSITS

Key deposits are ideal for use for storing route keys to apartment complexes, office buildings and factories. When used by utility companies such as electricity, telephone and gas suppliers, key deposits allow convenient single-key access to buildings or parts of buildings when required.



INDUSTRIAL LOCKS

Abloy Oy's long experience and extensive security expertise, combined with our customer-oriented approach means that we offer alternative solutions for applications such as metal equipment boxes, wooden cabinet doors, office furniture, lockers, sliding doors, display cases etc.



PADLOCKS

The wide range of ABLOY® padlocks includes products from all purpose padlocks to maximum security padlocks with case-hardened boron steel shackles. All products are designed for heavy use in extremely demanding conditions.



TUBULAR DEADBOLTS

ABLOY® tubular deadbolts can be master-keyed in a same system with any other ABLOY® high security cylinder. Several models of UL-listed bolts are also available.

SECURITY PRODUCTS FOR DOOR ENVIRONMENTS

LOCK CASES

The ABLOY® range of lock cases offers products for internal doors, external doors and security doors, either wooden or narrow stile models.



ARCHITECTURAL HARDWARE

An extensive selection of products offers alternative solutions in the demanding field of building hardware. Our product range covers door handles, pulls, escutcheons and window handles.



ELECTROMECHANICAL LOCKS

Abloy Oy is the world's leading developer of products in the field of electromechanical lock technology. Our extensive product range includes solutions for the varying demands of different standards, functions and door types.



DOOR CLOSERS

The comprehensive range of ABLOY® door closers includes standard door closers, fire door closers and fire door closing systems. Reliable performance over a wide operational temperature range guarantees increased security.



DOOR AUTOMATICS

ABLOY® swing door operators offer ease of access in demanding door environments. Used together with ABLOY® door closers and ABLOY® electromechanical locks, a fully-automated door environment is provided with quiet, reliable and secure solutions.



ABLOY® MORTICE LOCKS FOR WOODEN DOORS

In combination with the ABLOY® DISKLOCK PRO cylinder, the ABLOY® LC200 lock series offers locks suitable for use in all types of wooden doors. The range includes all types of locks including models which feature automatic deadlocking.



COMPATIBILITY CHART FOR WOODEN DOORS

	ME117	ME118	ME119	ME120	ME121	ME122	ME123	ME124	ME125	ME126
	LC200	LC200	LC200	LC200	LC202	LC203	LC204	LC204	LC210	LC210
Cylinder type	Cylinder thumbturn	Double cylinder	Outside cylinder	Inside cylinder	Outside cylinder	Double cylinder	Cylinder thumbturn	Double cylinder	Double cylinder	Outside cylinder
EN 1303 Grade 2	CY031	CY032	CY033	CY034	CY033	CY032	CY028	CY029	CY032	CY033
EN 1303 Grade 3	CY035	CY036	CY037	CY038	CY037	CY036	CY001	CY002	CY036	CY037
EN 1303 Grade 4		CY040	CY041	CY042	CY041	CY040	CY013	5757	CY040	CY041

	ME127	ME128	ME129	ME130	ME131	ME132	ME500	ME501	ME502	ME503
	LC210	LC210	LC211	LC211	LC211	LC211	LC200	LC205	LC205	LC208
Cylinder type	Inside cylinder	Cylinder thumbturn	Double cylinder	Outside cylinder	Inside cylinder	Cylinder thumbturn		Cylinder thumbturn	Double cylinder	
EN 1303 Grade 2	CY034		CY032	CY033	CY034			CY031	CY032	
EN 1303 Grade 3	CY038		CY036	CY037	CY038			CY035	CY036	
EN 1303 Grade 4	CY042	CY039	CY040	CY041	CY042	CY039			CY040	
							Privacy set			
										Handles

EN1303 Grade 2 Inner door cylinder rings, standard cylinder rings
 EN1303 Grade 3 Medium security cylinder rings
 EN1303 Grade 4 High security cylinder rings

ABLOY® MORTICE LOCKS FOR NARROW STILE DOORS



Similar to the ABLOY® LC200 series for wooden doors, the ABLOY® LC300 range of narrow profile locks can be used in all types of doors from interior doors to security doors. In combination with the ABLOY® DISKLOCK PRO cylinder, the LC300 series guarantees reliable and secure operation.



COMPATIBILITY CHART FOR NARROW STILE DOORS

	ME203	ME204	ME205	ME206	ME207	ME208	ME209	ME210
	LC300	LC301	LC302	LC302	LC302	LC302	LC303	LC305
Cylinder type	Cylinder thumbturn	Double cylinder	Cylinder thumbturn	Double cylinder	Outside cylinder	Inside cylinder		Cylinder thumbturn
EN 1303 Grade 3	5719	5718	5719	5718	CY047	5119		5719
EN 1303 Grade 4	CY014	CY044	CY014	CY044	CY045			CY014
							Handles	

	ME211	ME212	ME213	ME214	ME215	ME216	ME217	ME218
	LC305	LC305	LC305	LC307	LC307	LC307	LC307	LC301
Cylinder type	Double cylinder	Outside cylinder	Inside cylinder	Double cylinder	Outside cylinder	Inside cylinder	Cylinder thumbturn	Outside cylinder
EN 1303 Grade 3	5718	CY047	5119					CY047
EN 1303 Grade 4	CY044	CY045		CY044	CY045	CY046	CY043	CY045

EN1303 Grade 3 Medium security cylinder rings
EN1303 Grade 4 High security cylinder rings

ALTERNATIVE OPERATIONAL SOLUTIONS

LC200

LC202

Lock case with deadbolt and latch bolt. 20 mm bolt throw.



Lock case with automatic dead-locking latch bolt and heavy duty spring.



ME117

The deadbolt is locked and retracted by turning the key or thumbturn. The latch bolt is retracted by either turning the key through a further 5° or by operating the lever handle.

Cylinder: CY031, CY035
Striker plate: LP734, LP779
Handle: eg. Parlament 22/007



ME118

The deadbolt is locked and retracted by turning the key either from the inside or from the outside. The latch bolt is retracted by either turning the key through a further 5° or by operating the lever handle.

Cylinder: CY032, CY036, CY040
Striker plate: LP734, LP779
Handle: eg. Parlament 22/007



ME500

Offers privacy by locking the door with the inside thumbturn. An external coloured indicator shows the position of the lock. The latch bolt is retracted either by using the thumbturn or operating the lever handle.

Cylinder: 002WC Thumbturn
Striker plate: LP734, LP779
Handle: eg. Polar 6/002

ME121

The latch bolt is retracted from the outside by turning the key and from the inside by operating the lever handle.

Cylinder: CY033, CY037, CY041
Striker plate: LP734, LP779
Handle: eg. Forum 4/119



Additional packages:

ME119

Outside cylinder: CY033, CY037, CY041
Striker plate: LP734, LP779
Handle: eg. Parlament 22/007

ME120

Inside cylinder: CY034, CY038, CY042
Striker plate: LP734, LP779
Handle: eg. Parlament 22/007

ALTERNATIVE OPERATIONAL SOLUTIONS

LC203

LC204

Lock case with automatic deadlocking latch bolt for use on emergency exits.



Lock case with automatic deadlocking latch bolt. The bolt is latched by pushing it into the lock case and sliding the button on the forend downwards.



MEI 22

The latch bolt is retracted from the outside by turning the key and from the inside by using a key or the emergency exit thumbturn.

Cylinder: CY032, CY036, CY040
Striker plate: LP734, LP779
Handle: eg. Door pull 119 with Exit dome 6168

MEI 23

The latch bolt is retracted by turning the key from the outside or by turning the thumbturn from the inside. If the latching function is being used, the latch bolt can also be operated with the lever handles.

Cylinder: CY028, CY001, CY013
Striker plate: 4690, 4691
Handle: eg. Jousi 25/007



MEI 24

The latch bolt is retracted by turning the key either from the outside or from the inside. If the latching function is being used, the latch bolt can also be operated with the lever handles.

Cylinder: CY029, CY002, 5757
Striker plate: 4690, 4691
Handle: eg. Jousi 25/007



ALTERNATIVE OPERATIONAL SOLUTIONS

LC205

LC208

Lock case with automatic dead-locking latch bolt. The latch bolt can be held in the lock case by sliding the button in the forend downwards. To prevent unauthorised usage, the button can be locked in either the up or down position by using a special key.



Mortice latch with lever handle.



ME501

The latch bolt is retracted from the outside by turning the key or from the inside by turning the thumbturn.

Cylinder: CY031, CY035
Striker plate: LP734, LP779
Handle: -



ME502

The latch bolt is retracted from either side by turning the key.

Cylinder: CY032, CY036, CY040
Striker plate: LP734, LP779
Handle: -

ME503

The latch bolt is operated with the lever handles.

Cylinder: -
Striker plate: LP734, LP779
Handle: eg. Pohjola 27/007



ALTERNATIVE OPERATIONAL SOLUTIONS

LC210

LC211

Security mortice lock case with latch bolt and hardened dead-bolt. The deadbolt has a 20 mm throw.



Security mortice lock case with hardened deadbolt. The deadbolt has a 20 mm throw.



ME1 25

The deadbolt is locked and retracted by turning the key from either side. The latch bolt is retracted by operating the lever handle.

Cylinder: CY032, CY036, CY040
Striker plate: LP701, LP779
Handle: eg. Parlament 22/007

ME1 29

The deadbolt is locked and retracted by turning the key from either side of the lock.

Cylinder: CY032, CY036, CY040
Striker plate: 4690, 4691
Handle: -



ME1 28

The deadbolt is locked and retracted by turning the key from the outside or by turning the thumbturn from the inside. The latch bolt is retracted by operating the lever handle.

Cylinder: CY039
Striker plate: LP701, LP779
Handle: eg. Parlament 22/007

ME1 30

The deadbolt is locked and retracted by turning the key.

Cylinder: CY033, CY037, CY041
Striker plate: 4690, 4691
Handle: -



Additional packages:

ME1 26

Outside cylinder: CY033, CY037, CY041
Striker plate: LP701, LP779
Handle: eg. Parlament 22/007

ME1 27

Inside cylinder: CY034, CY038, CY042
Striker plate: LP701, LP779
Handle: eg. Parlament 22/007

ME1 31

The deadbolt is locked and retracted by turning the key.

Cylinder: CY034, CY038, CY042
Striker plate: 4690, 4691
Handle: -

Additional package:

ME1 32

Outside cylinder/inside thumbturn: CY039
Striker plate: 4690, 4691
Handle: -



ALTERNATIVE OPERATIONAL SOLUTIONS

LC300

LC301

Non-deadlocking mortice lock for narrow stile entrance doors. The LC300 can be used with an electric striker plate.



An automatic mortice deadlock for narrow stile emergency exit doors.



ME203

The latch is opened by using a key or the thumbturn (or lever handles if these are in use). The sliding button is locked in the MID position.

Cylinder: 5719, CY014
Striker plate: 4613, 4614
Handle: eg. Parlament 2/0645

ME204

The lock can be opened with a key from either the inside or the outside, or by using the emergency thumbturn. The sliding button must be in the UP position.

The latch bolt can be retained inside the lock case if the sliding button is moved to the DOWN position.

The sliding button is released only when the key is turned.

Cylinder: 5718, CY044
Striker plate: 4613, 4614
Handle: Exit dome 5519



Additional package:

ME218

Outside cylinder: CY047, CY045
Striker plate: 4613, 4614
Handle: eg. Parlament 2/0645

ALTERNATIVE OPERATIONAL SOLUTIONS


LC302

LC303

Automatic mortice deadlock for narrow stile doors. The locking function is determined by sliding the button on the forend: UP position (automatic dead-locking).



Mortice latch for narrow stile doors.



ME205

The lock can be opened by turning the key from the outside or by turning the thumbturn from the inside.

MID position:

The lock is latched and can also be operated by using the lever handles.

DOWN position:

The bolt is retained inside the lock case.

The sliding button is released only by turning either the key or the thumbturn.

Cylinder: 5719, CY014

Striker plate: 4613, 4614

Pull: eg. Parlament 220/300
(or alternatively a pair of handles)



ME206

The lock can be opened from either side by turning the key.

Cylinder: 5718, CY044

Striker plate: 4613, 4614

Pull: eg. Parlament 220/300
(or alternatively a pair of handles)

ME209

The latch bolt is operated with the lever handles.

Cylinder: -

Striker plate: 4613, 4614

Handle: eg. Polar 6/0645



Additional packages:

ME207

Outside cylinder: CY047, CY045

Striker plate: 4613, 4614

Pull: eg. Parlament 220/300

ME208

Inside cylinder: 5119

Striker plate: 4613, 4614

Pull: eg. Parlament 220/300

ALTERNATIVE OPERATIONAL SOLUTIONS

LC305

LC307

Automatic mortice deadlock for narrow stile doors. The lock case is designed primarily for doors which must always be latched and where deadlocking is required. The locking function is determined by sliding the button on the forend:
UP position (automatic deadlocking)



ME21 0

The lock can be opened by turning the key from the outside or by turning the thumbturn from the inside.

MID position (lock is latched). The lock can also be opened by operating the lever handles.

DOWN position (not in use) The sliding button is released only by turning either the key or the thumbturn.

Cylinder: 5719, CY014
Striker plate: 4613, 4614
Handle: eg. Forum 4/0645



ME21 1

The lock can be opened by turning the key from either side of the lock.

Cylinder: 5718, CY044
Striker plate: 4613, 4614
Handle: eg. Forum 4/0645

Additional packages:

ME21 2

Outside cylinder: CY047, CY045
Striker plate: 4613, 4614
Handle: eg. Forum 4/0645

ME21 3

Inside cylinder: 5119
Striker plate: 4613, 4614
Handle: eg. Forum 4/0645

Mortice deadlock for narrow stile doors with a key-operated hook deadbolt.



ME21 4

The hook deadbolt is locked and retracted by turning the key from either side of the lock.

Cylinder: CY044
Striker plate: 4655
Handle: -



ME21 5

The deadbolt is locked and retracted by turning the key from the outside of the lock.

Cylinder: CY045
Striker plate: 4655
Handle: -



ME21 6

The deadbolt is locked and retracted by turning the key from the inside of the lock.

Cylinder: CY046
Striker plate: 4655
Handle: -


Additional package:

ME21 7

Outside cylinder/inside thumbturn: CY043
Striker plate: 4655
Handle: -



ABLOY® DISKLOCK PRO HIGH SECURITY CYLINDERS





Parlament 2/007
Material: brass
Finishes: chrome, polished,
satin chrome



Polar 6/007
Material: brass
Finishes: chrome, polished,
satin chrome, satin brass



Parlament 22/007
Material: brass
Finishes: chrome, polished, satin
chrome, colour combinations



Forum 4/119
Material: brass
Finishes: chrome, polished,
satin chrome



Polar 6/002
Material: brass
Finishes: chrome, polished,
satin chrome



002 WC
Material: brass
Finishes: chrome, polished,
satin chrome



Jousi 25/007
Material: brass
Finishes: chrome, polished,
satin chrome, satin brass



35+36 WC
Material: brass
Finishes: polished, satin brass
Material: steel
Finishes: chrome, satin chrome



Pohjola 27/002
Material: brass
Finishes: chrome, polished,
satin chrome

TURAL HARDWARE



Polar 6/0645
Material: brass
Finishes: chrome, polished, satin chrome



Forum 4/0645
Material: brass
Finishes: chrome, polished, satin chrome



Parlament 2/0645
Material: brass
Finishes: chrome, polished, satin chrome



Presto 138-25/300
Material: stainless steel



Parlament 220/200-300-400
Material: brass
Finishes: chrome, polished, satin chrome, colour combinations



Ergo 291/250
Material: brass
Finishes: chrome, polished, satin chrome



Parlament 210/200-300-400
Material: brass
Finishes: chrome, polished, satin chrome, colour combinations

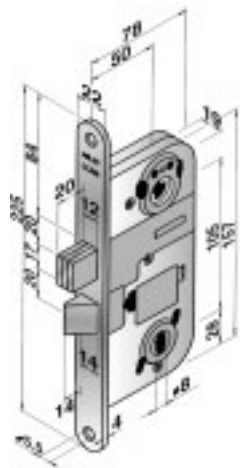


002 BL
Material: brass
Finishes: chrome, polished, satin chrome

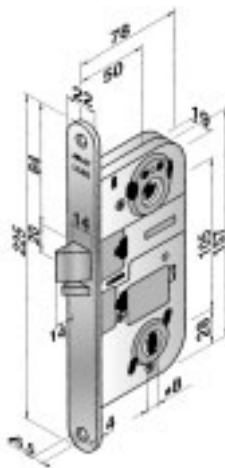


029
Material: brass
Finishes: chrome, polished, satin chrome, satin brass

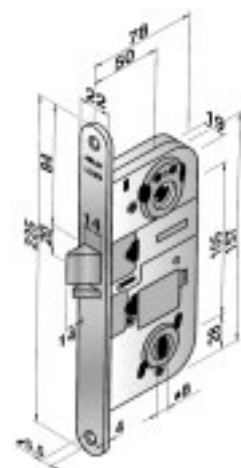
ABLOY® LC200 SERIES LOCK CASES FOR WOODEN DOORS



LC200



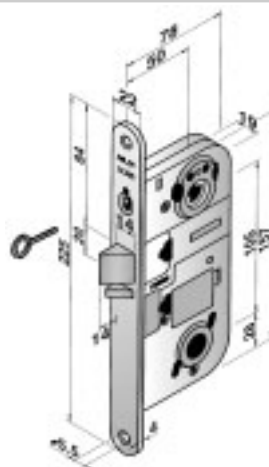
LC202



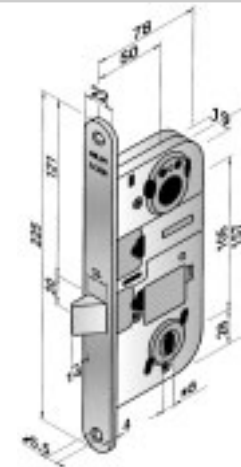
LC203



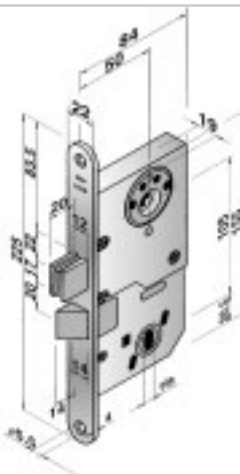
LC204



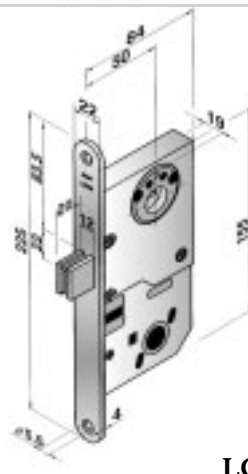
LC205



LC208



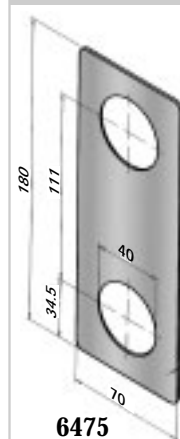
LC210



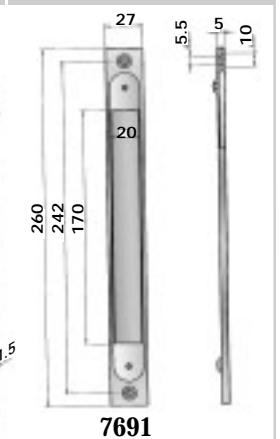
LC211

COVER PLATE

COVER FRONT PLATE

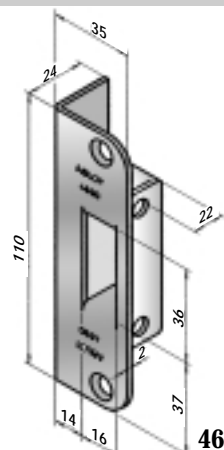


6475

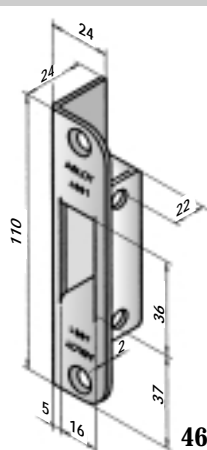


7691

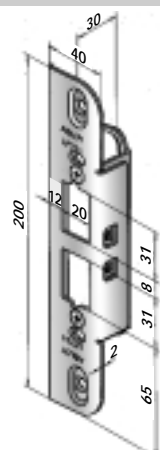
STRIKER PLATES FOR WOODEN DOORS



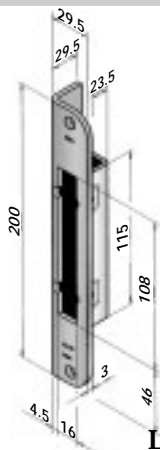
4690




4691



LP701



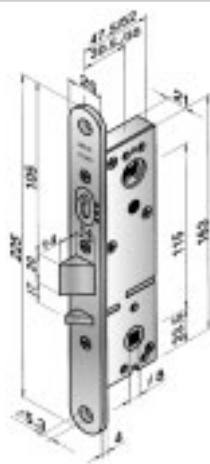

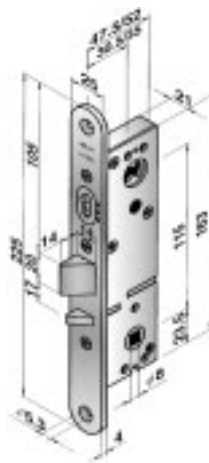



LP779


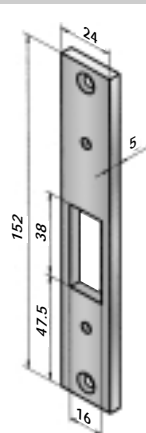
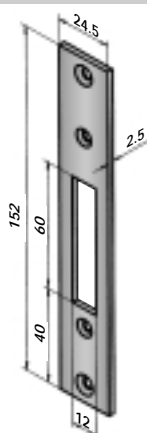


LP734

ABLOY® LC300 SERIES LOCK CASES FOR NARROW STILE DOORS

 <p>LC300</p>	 <p>LC301</p>	 <p>LC302</p>
 <p>LC303</p>	 <p>LC305</p>	 <p>LC307</p>

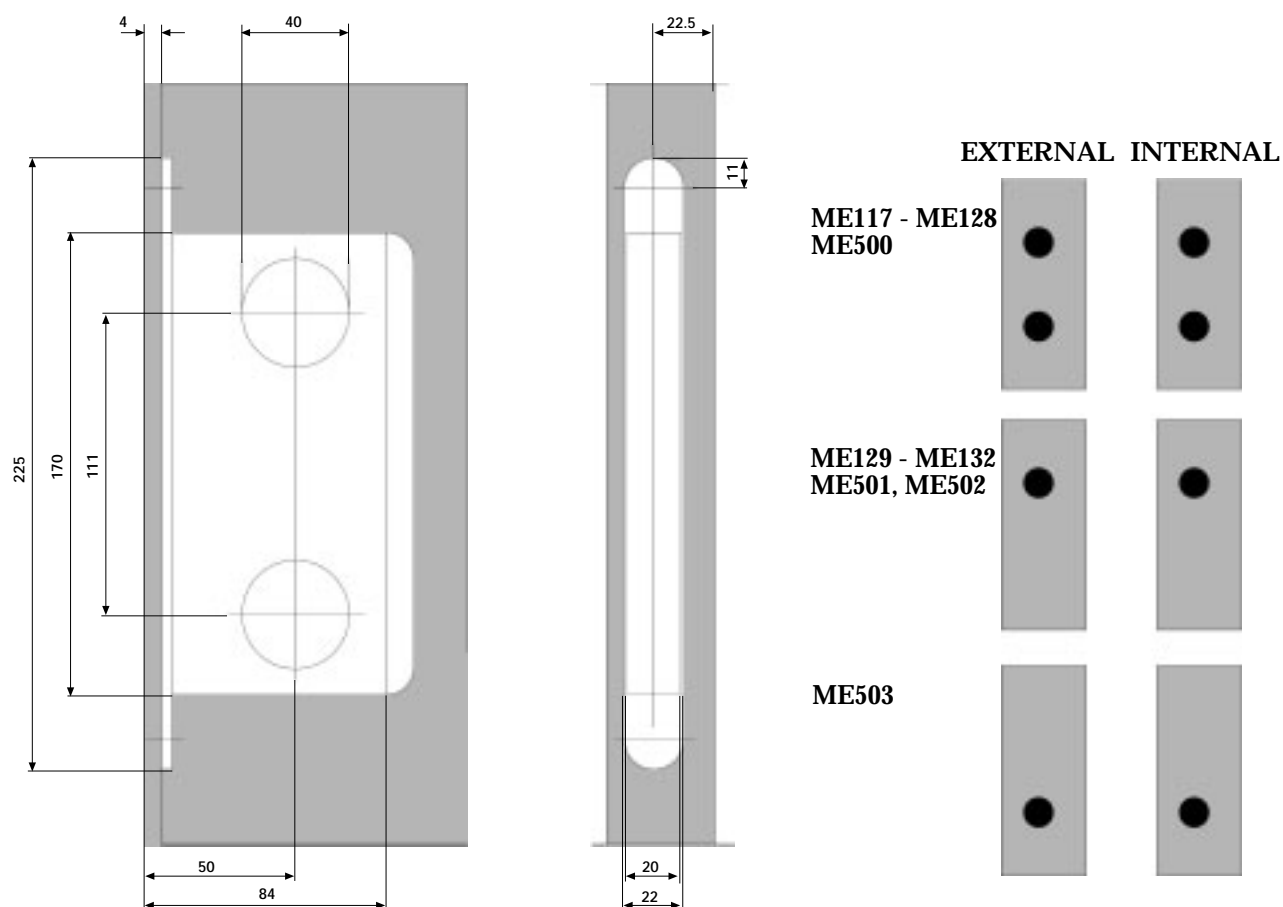
STRIKER PLATES FOR NARROW STILE DOORS

 <p>4613</p>	 <p>4614</p>	 <p>4655</p>
---	---	---

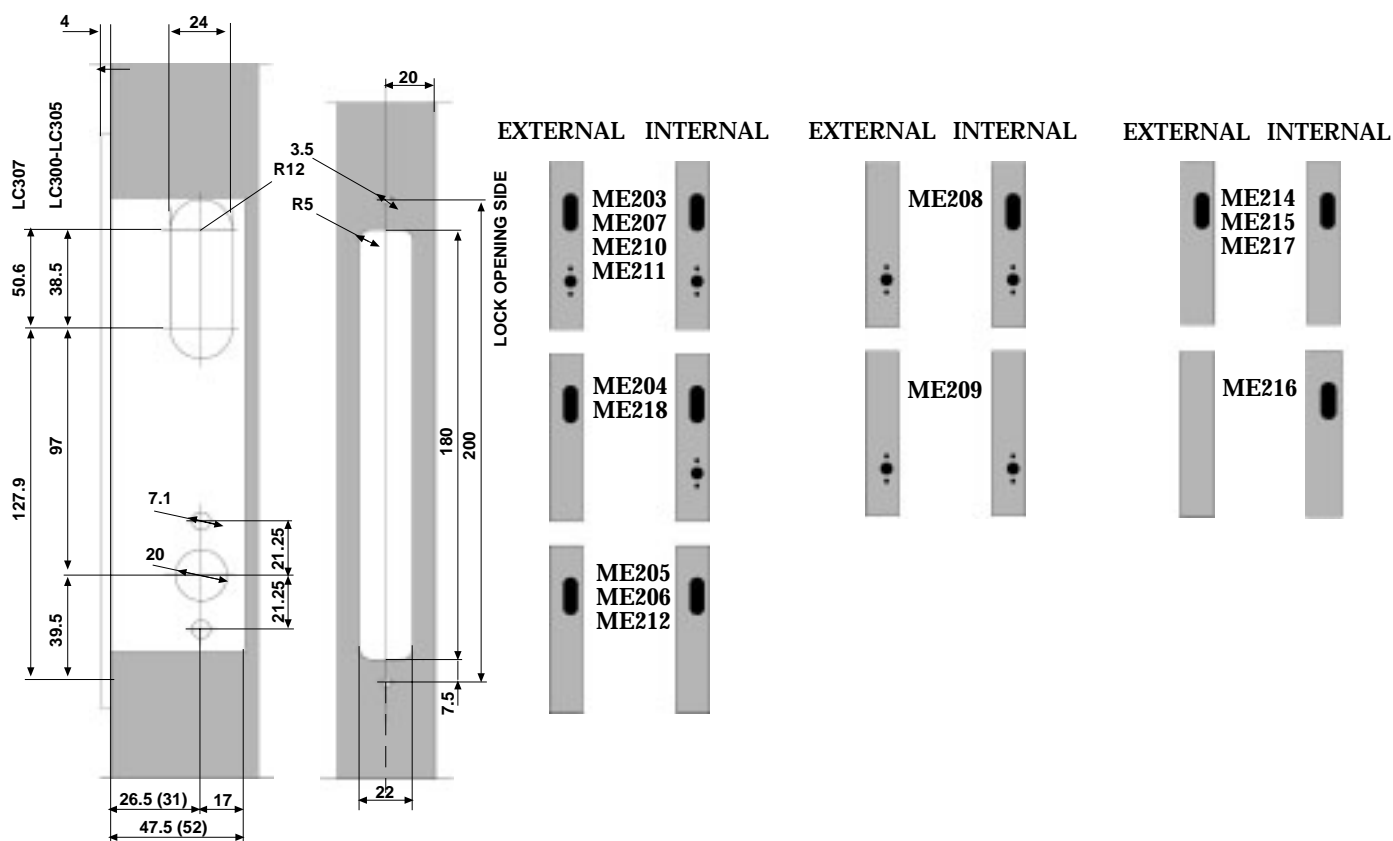


MORTICES IN LOCK CASES

LC200-LC211



LC300, LC301, LC302, LC303, LC305, LC307

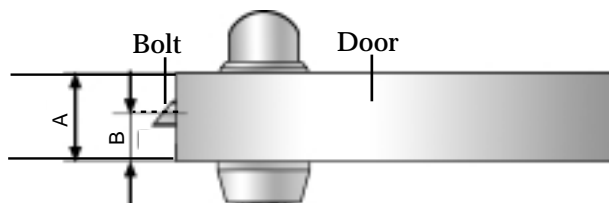


SPECIFICATIONS WHEN ORDERING

SPECIFYING DOOR DIMENSIONS

Dimension A The total thickness of the door (including eg. door panels)
Dimension B The distance of the bolt centre to the outside surface of the door

Outside surface is the side on which the outside cylinder is located.



OPENING DIRECTIONS



Note! Drawings of interior doors as viewed from the outside.

Opening direction 1.
Right, inwards.

Opening direction 2.
Left, inwards.

Opening direction 3.
Left, outwards.

Opening direction 4.
Right, outwards.

23

EXTENSION PIECES

Adjust the length of the cylinder by adjusting the amount of extension pieces between cylinder and lock body.

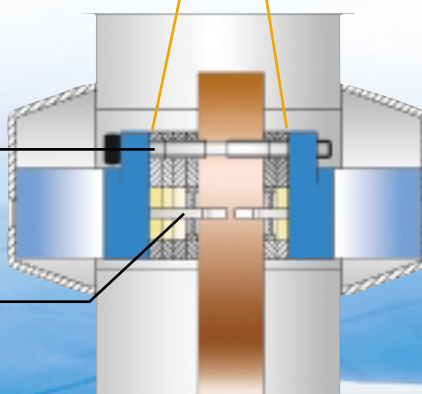


The extension pieces and fittings of different heights provide easy and flexible way to adjust the cylinder to fit the door in question, regardless of the door thickness.

The extension pieces are easy to assemble and to fix to the cylinder. There are no loose parts that could fall inside the door.


Slotted screws are cut to required length.

The slotted tail piece is easily cut to the right length corresponding to the number of extension pieces used.



WHEN ORDERING, PLEASE SPECIFY

- Cylinder: type and finishing
- Door thickness: dimension A and dimension B
If door dimensions A and B have been informed, extension pieces will be included in the package automatically
- Lock case: type and handing
- Handles and door pulls: finishing and door thickness
- Striker plates
- Front plates and cover plates



Abloy Oy is the leading Scandinavian manufacturer of locks, locking systems and building hardware, and is the world's leading developer of products in the field of electromechanical lock technology. Abloy Oy is part of ASSA ABLOY, the world's largest lock group.

The unique ABLOY® detainer disc cylinder mechanism has several advantages over conventional locking mechanisms. It has been a symbol of high security and superior performance ever since its invention in 1907.

Our range consists of electromechanical locks, cam locks, padlocks, office furniture locks, rim locks, lock cases, cylinders for different types of mortice locks and includes door closers, door automatics and architectural hardware. A worldwide network of distributors offers ABLOY® locking solutions for every application.

Customer-oriented development, combined with our long experience and extensive security expertise, means that ABLOY® security solutions employ the very latest technology to meet your needs.



www.abloy.com

Abloy Oy
Wahlforssinkatu 20
P.O. Box 108
FIN-80101 JOENSUU
FINLAND
Tel. +358 13 2501
Fax +358 13 250 2209



ABLOY® is a registered trademark of Abloy Oy.

Abloy Oy is an ASSA ABLOY Group company.

The ASSA ABLOY Group is the world's leading manufacturer and supplier of locks and associated products, dedicated to satisfying end user needs for security, safety and convenience.